

Hayfield Cross Church of England School Reception Information 2023





Meet the EYFS team



Miss Beswick
Bumblebee Class Teacher



Miss Whybrow
Ladybird Class Teacher



Mrs Dickson
Ladybird Class Teacher
(on maternity leave)



Mrs Woollard
Teaching Assistant



Mrs Towell
Teaching Assistant



Miss Pickles
Teaching Assistant

What is the Early Years Foundation Stage?

The Early Years Foundation Stage is the stage of education for children from birth to the end of the Reception year.

It is based on the recognition that children learn best through play and active learning.




Reception Environment







Hayfield Cross CE Primary School



There are 3 characteristics of effective learning that underpin our teaching and learning...

- 1. Active learning**- Being involved and maintaining focus despite distractions. Persisting for a period of time.
- 2. Playing and Exploring**- Taking on a role and showing curiosity. Engaging and having a 'can do' attitude.
- 3. Creating and thinking critically** – Choosing ways to do things, thinking of ideas and solving problems.



The Areas of Learning

There are 7 areas in total, these are split into prime and specific areas. The prime areas underpin all of our learning throughout each day...

Prime areas:

1. Personal, Social and Emotional Development
2. Communication and Language
3. Physical Development

Specific areas:

1. Literacy
2. Mathematics
3. Understanding the World
4. Expressive Arts and Design



How will the curriculum be delivered?

- Fun and engaging learning through play.
- A range of child initiated, adult initiated and adult led activities.
- Based on the children's interests.
- Tailored to children's individual needs.
- Adults involve themselves within the children's learning, and focus on each individual child's next steps within their chosen learning activities.

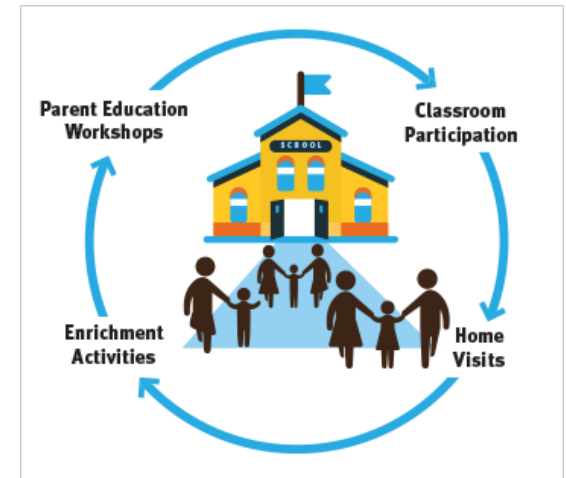


Parental Involvement in the Reception year

We believe working alongside parents is vital to your child's success at Hayfield Cross.

Throughout the Reception year we usually hold a range of parent workshops and enrichment events. This is a time for the children to share with their adult what they have been learning and engage in a range of activities with them. It will also give you an opportunity to learn how we teach particular areas of the curriculum and to provide strategies to support your child at home.

This may include: Literacy/Phonics, Christmas Crafts, Maths, Mothers Day, Fathers Day etc.



Your child's online learning journey

In Reception at Hayfield Cross we use Tapestry (online and an app that you can download). This will be used to;

- Share photographs of what the children are up to within school each week
- Share any snapshot wow moments where the children have blown us away
- Inform you of any upcoming events/things that you need to be aware of
- Let you know of any next steps that we would like you to support with at home

We encourage you to contribute towards your child's learning journey at home by sending observations on Tapestry which we try to share in class too!



Learning themes throughout the Reception year...

- All About Me
- Into the woods
- Footprints of the past
- How does your garden grow?
- We're going to the zoo
- All around the world



These may change, we will send you further information at the beginning of each half term to let you know our topic for the half term and our key focuses for learning!



Dates for your diary before September...

Parent Teacher drop ins

We would like to offer you the opportunity to drop in to the Reception classes to meet the Reception teachers on 4th July between 3:30 and 5pm.

Stay and Play Sessions

We will be inviting you and your child to attend a short stay and play session in Reception on Monday 10th July. This will last approximately 45 minutes and you will receive your timeslot in the coming weeks.

Key dates for September

Home visits	31 st August, 1 st and 4 th September
Part time sessions AM/PM	5 th -8 th September
Class allocation*	8 th September
Part time sessions 9am-1.15	11 th September
Full time 8.50-3.10	18 th September

*Classes will be allocated on 8th September to allow the children to form relationships with peers and adults. It ensures that the children are classed with peers that they are friends with, rather than solely being classed on Nursery information.



What will my child need in September?



- ✓ Book bag
- ✓ Coat
- ✓ PE Kit in PE bag to be left on school peg
- ✓ Spare change of clothes if your child is prone to wetting
- ✓ Attach a recognisable ribbon/keyring to your child's PE bag for easy identification

PLEASE ENSURE ALL ITEMS ARE CLEARLY NAMED

Before your child starts school please support them to independently...

- Dress, undress and use cutlery independently.
- Go to the toilet independently, including washing hands and recognising when they need to go.
- Recognise and take responsibility for their own belongings.
- Play a game in a group, turn taking and sharing
- Listen to the duration of a story.
- Recognise their own name.
- Begin to write their name.



Before school starts...

- 1. Get organised** - Include your child in decision making processes - even if it's just choosing a PE bag - to get them excited about starting school. Label their clothes and show them where the label is.
- 2. Talk about what they can expect** - Explain rules, routines, schedules and assure them that their teacher is there to help them.
- 3. Become familiar with the school** - Use the environment and staff photos to familiarise your child with their new setting. You could also take a walk/drive down to the school to see the entrance etc




On their first day...

- 1. Be prepared:** Ensure everything is ready the night before and leave yourself enough time in the morning to enjoy the day, rather than rushing to get out of the door.
- 2. Dealing with separation anxiety:** Reassure your child that you will be returning to pick them up in a few hours time to hear all about their first day, keep goodbyes short and sweet!
- 3. Home time:** Don't be late! Your child will be excited to tell you all about their day.



Settling in...

- 1. Make sure they get plenty of rest:** Starting school is a big step and a huge change to a child's routine. Ensure that you are consistent with bedtimes.
- 2. Stay organised:** Young children don't have a great sense of urgency, so getting them up in time to get them ready - without having to panic and rush them out of the house - will help things run more smoothly.
- 3. Let them make friends:** Children build relationships naturally, so let this process happen. Organise 'play dates', but don't try to force them to be friends with someone they don't naturally bond with.
- 4. Keep talking:** Set some time aside each day to ask about how their day was. Keep your questions simple, your child will talk when they are ready.



Pupil Premium Funding is a grant which is paid to schools by the Government, to help support children who are eligible.

Your child may be entitled to additional Pupil Premium funding if you receive one of the following benefits:

- Income Support
 - Income Based Job Seekers Allowance
- Child Tax Credit Only (with income up to £16,190) with no element of Working Tax Credit
 - National Asylum Seekers Support
 - Guarantee Element of the State Pension Credit
- Employment and Support Allowance (income related)
 - Universal Credit (income dependant)

Also those who are looked after or post looked after receive Pupil Premium Funding, and a smaller grant is also given to support those children who are part of a forces family.

The funding is used by the school to support children's learning, experience at school and, where appropriate, to support their social and emotional development.

If you wish for further information about how our school supports children with Pupil Premium Funding, the policy is available on the school website.

To check your eligibility for your child to receive the funding, you can go to the Northampton County Council website and search for 'Pupil Premium' or follow this link:

<https://www3.northamptonshire.gov.uk/councilservices/children-families-education/schools-and-education/Pages/pupil-premium.aspx>

Breakfast and after school provision

Daily breakfast and after school club (LASK) is available from 7.45 – 8.40am and 3.20-5.45pm

Additional information on this provision is available from the office.

There are also a range of sports clubs [including Dance, Tag Rugby, Football, Gymnastics], alongside a Spanish club, Music lessons that your child can be booked onto. We do recommend giving your child a few weeks to settle in before booking onto these clubs if possible!



Thank you

We look forward to welcoming your child and supporting them on their learning journey with us at Hayfield Cross Church of England School.

Don't forget to follow our class twitter pages to see a snapshot of life in Reception...

@HC_Bumblebees

@HC_Ladybirds

